

UPS - II



Smart loop calibrator for milliamps

- Sources and reads milliamps
- Simulates 2-wire transmitters
- Powers and reads 2-wire transmitters
- Reads and simulates dp-transmitters in percentage of flow
- Fixed calibration currents
 - Auto-stepping for handsfree calibration
 - Auto-ramp cycling for endurance tests
 - Fixed currents for valve stroking



UPS - II



Specifications

SPECIFICATIONS

Output range
0-21.00 mA

Input range
0-21.00mA

Accuracy
0.05% of range

Resolution
10 microamps

Temperature effect
0.003% /°C, 0.0015% /°F

Internal loop power
24 VDC stabilized

External loop power
56 VDC max.

Measurement input
12 Ohms including fuse

Drive capability
900 Ohms

Operating temperature
-10°C to +50°C, 14°F to 122°F

Battery life
Sources 12 mA :13 hours
Measures :64 hours

Batteries
4x R6, AA (Penlite)

Loop mismatch
Flashes "LOOP"

Low battery
Flashes "LOBAT"

Overrange
Flashes "EEEE"

Reversed polarity
Flashes "POL"

Adaptor line/6 VDC
P/N 13600 230V/50Hz
P/N 13602 110V/60Hz

Housing
High Impact ABS

Size
3" x 5" x 0.83"
77 x 124 x 21mm

Weight
285 grams/9oz
Including batteries

The UPS-II can power (24VDC) and read 2-wire transmitters to perform field calibrations. Output currents are adjustable to a resolution of 10 microamps in both source and transmitter simulation modes.

FIXED STEPS

The calibration can source or stimulate fixed calibration currents to test or calibrate receivers and to stroke valves. Different current levels are available from the menu.

| | | | | | | | |
|---------------------|-----|------|-----|-------|------|----|------|
| 4-20mA linear | 4 | 8 | 12 | 16 | 20mA | | |
| 0-20mA linear | 0 | 5 | 10 | 15 | 20mA | | |
| 4-20mA sq.rt (flow) | 4 | 5 | 8 | 13 | 20mA | | |
| 0-20mA sq.rt (flow) | 0 | 1.25 | 5 | 11.25 | 20mA | | |
| 4-20mA valve | 3.8 | 4 | 4.2 | 12 | 19 | 20 | 21mA |

Output currents can be changed manually or automatically. The time between steps is 10 seconds in the auto-stepping mode. In the valve mode, auto-stepping will be:

3.8 - 4 - 4.2 or 19 - 20 - 21mA

RAMPING

The calibrator can source or simulate with high resolution a continuous up/down cycle between 4 and 20mA or 0 and 20mA. The travel time between limits is 60 seconds.

READING IN PERCENTAGE

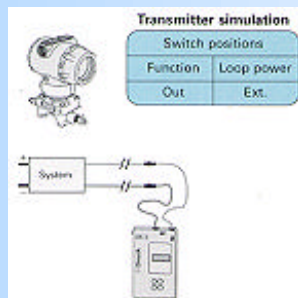

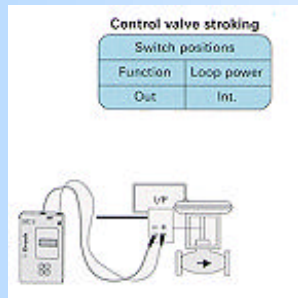
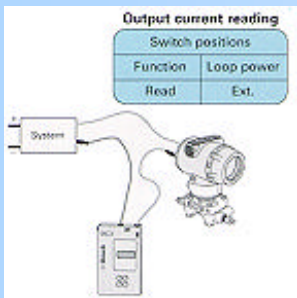
The calibrator can display readings in percentage of a 4-20mA or 0-20mA span and can also read or simulate dP-transmitters directly in percentage of flow.

ORDERING INFORMATION

Model UPS_II (includes carrying case, set of batteries, instruction guide and spare fuse.

Optional line adaptor:

230V/50Hz Part No. 13600
110V/60Hz Part No. 13602



Continuing development sometimes necessitates specification changes without notice.



Druck Limited
Fir Tree Lane, Groby
Leicester LE6 0FH England
Tel: +44 (0) 116 231 7100
Fax: +44(0) 116 231 7103
E-mail: sales@druck.com
Internet: www.druck.com

Agent